

# The Effects of Climate Change on the Emergence and Spread of Infectious Diseases

Moparthy John Paul<sup>1</sup>, Reshma Parveen<sup>2</sup>, Dr. Tasneem K.H. Khan<sup>3</sup>, Dr G Padma Rao<sup>4</sup>, Dr. Binumol. M<sup>5</sup>, Dr. G. Swathi<sup>6</sup>

<sup>1</sup>Lecturer in Botany , Sri. Y. K. R & K Government Degree College, Kovur, SPSR Nellore.

<sup>2</sup>Government Model Science College Jabalpur Madhya Pradesh

<sup>3</sup>Associate Professor, Department of Chemistry , Anjuman College Of Engineering and Technology , Sadar, Nagpur

<sup>4</sup>Assistant Professor, Dept of Chemistry, College of Science, Dr BR Ambedkar University, Srikakulam

<sup>5</sup>Associate Professor, Department of Botany, Sree Narayana College Alathur

<sup>6</sup>Assistant Professor, Dept. of BS&H, Aditya Institute of Technology and Management (AITAM), Tekkali

---

## Abstract

Climate change has emerged as a significant global health threat, with far-reaching consequences on the emergence, transmission, and geographic distribution of infectious diseases. Alterations in temperature, humidity, and precipitation patterns, along with an increase in the frequency and intensity of extreme weather events, are reshaping the ecological niches of disease vectors such as mosquitoes, ticks, and rodents. These environmental shifts contribute to the expansion of vector-borne diseases like malaria, dengue fever, Zika virus, and Lyme disease into previously unaffected regions. Furthermore, climate-induced habitat disruption, biodiversity loss, and human encroachment into wildlife areas heighten the risk of zoonotic spillover events, as seen with recent outbreaks of diseases such as Ebola and COVID-19. Changes in water availability and sanitation, exacerbated by rising sea levels and flooding, also foster conditions conducive to the spread of waterborne and foodborne pathogens. This paper explores the complex interplay between climatic variables and infectious disease dynamics by synthesizing findings from epidemiological data, climate modeling, and case studies across different regions. The research aims to offer a comprehensive understanding of the mechanisms through which climate change influences pathogen ecology, human vulnerability, and public health infrastructure. It further addresses the need for interdisciplinary approaches, early warning systems, and adaptive health policies to mitigate the rising burden of climate-sensitive infectious diseases in an era of global environmental change.

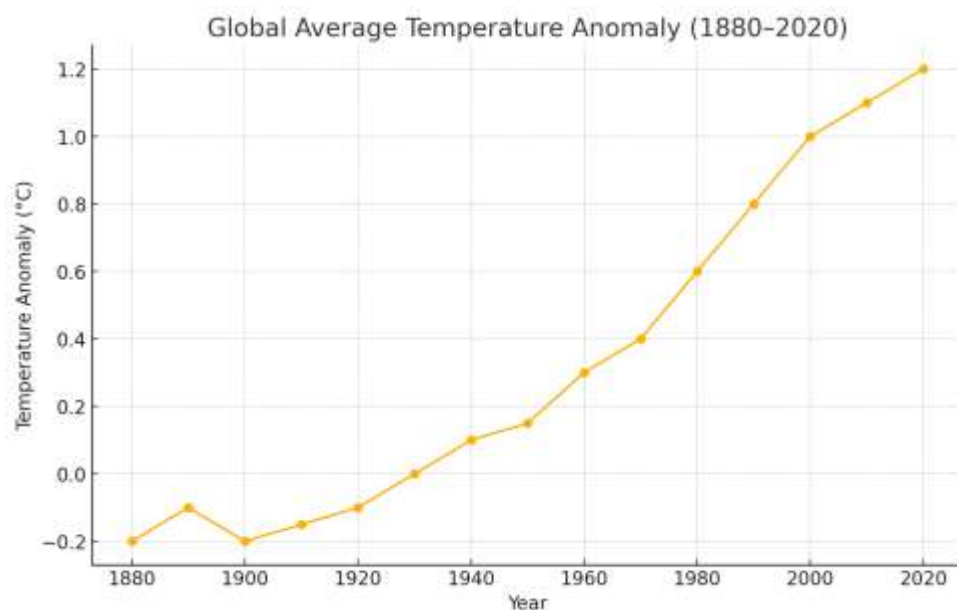
**Keywords:** Climate change, infectious diseases, vector-borne diseases, zoonotic spillover, global warming, epidemiology, disease transmission, environmental health, pathogen ecology, public health adaptation

---

## 1. INTRODUCTION

Climate change represents one of the most profound and far-reaching environmental transformations of the 21st century, affecting nearly every aspect of life on Earth (1). It is no longer a distant threat but a present reality, manifested through rising global temperatures, shifting weather patterns, altered precipitation cycles, more frequent and intense natural disasters, and rising sea levels. These environmental changes are not occurring in isolation; they are deeply interconnected with human health and disease dynamics (2). One of the most urgent and complex public health challenges arising from climate change is its role in the emergence, re-emergence, and geographic redistribution of infectious diseases.

Infectious diseases—particularly those that are vector-borne, zoonotic, and waterborne—are intimately tied to climatic variables. Temperature, humidity, and rainfall patterns directly influence the life cycles, reproduction rates, and distribution of disease vectors such as mosquitoes, ticks, and rodents (3). Warmer climates, for example, can shorten the incubation period of pathogens within vectors, enhance vector survival, and allow for year-round transmission in areas that previously experienced seasonal interruption. Diseases like malaria, dengue fever, chikungunya, and Zika virus, once confined to specific tropical and subtropical zones, are now expanding into higher altitudes and temperate regions, facilitated by climate-induced changes in vector ecology (4).



**Figure 1 Global Average Temperature Anomaly**

Beyond vector dynamics, climate change is disrupting ecological balances, altering the behavior and migration of wildlife, and increasing human encroachment into previously uninhabited or undisturbed ecosystems. These disturbances elevate the risk of zoonotic spillover events, whereby pathogens jump from animals to humans—a phenomenon observed in outbreaks such as Ebola, Nipah virus, and potentially COVID-19. The destruction of natural habitats, combined with changing temperature and precipitation regimes, brings humans and wildlife into closer contact, creating new opportunities for cross-species transmission.

Moreover, the frequency and severity of extreme weather events—such as hurricanes, floods, droughts, and wildfires—pose additional threats to public health. These events compromise water and sanitation infrastructure, increase exposure to contaminated water sources, and displace large populations, all of which contribute to the spread of waterborne and foodborne illnesses such as cholera, hepatitis A, and typhoid fever. In densely populated or resource-limited settings, these disruptions can overwhelm already fragile health systems and exacerbate disease outbreaks.

The relationship between climate change and infectious diseases is also mediated by a host of socio-economic and political factors. Vulnerable populations—particularly those in low- and middle-income countries—often bear the brunt of climate-related health impacts due to inadequate healthcare access, poor infrastructure, and limited adaptive capacity (5). At the same time, globalization, increased international mobility, and interconnected supply chains mean that the spread of infectious diseases is not confined by borders. Climate-sensitive diseases can quickly evolve from local outbreaks into global health emergencies, highlighting the importance of international cooperation and surveillance.

Despite increasing recognition of the links between climate change and infectious disease dynamics, significant knowledge gaps remain. Predicting future disease patterns requires an interdisciplinary approach that integrates climate science, epidemiology, ecology, socio-economics, and health policy. Current surveillance systems and public health frameworks must adapt to account for the new realities posed by a changing climate.

This paper seeks to explore the complex and evolving relationship between climate change and infectious diseases by synthesizing existing scientific evidence, examining key case studies, and identifying future risks and opportunities for intervention. It aims to provide a holistic understanding of the mechanisms through which climate change influences disease emergence and spread, and to emphasize the urgent need for climate-informed public health strategies, early warning systems, and global policy responses to mitigate these growing threats.

## 2. Climate Change and Its Environmental Impact on Disease Ecology

Climate change is increasingly altering the environmental conditions that influence the transmission dynamics of infectious diseases. As global temperatures rise, rainfall patterns shift, and extreme weather events become more frequent, the natural ecosystems that sustain pathogens, vectors, and hosts are being reshaped. These environmental shifts not only influence where and when diseases can emerge but also how they spread and persist in human populations (6). Understanding these ecological disruptions is essential to assessing how climate change facilitates the emergence and intensification of infectious diseases.

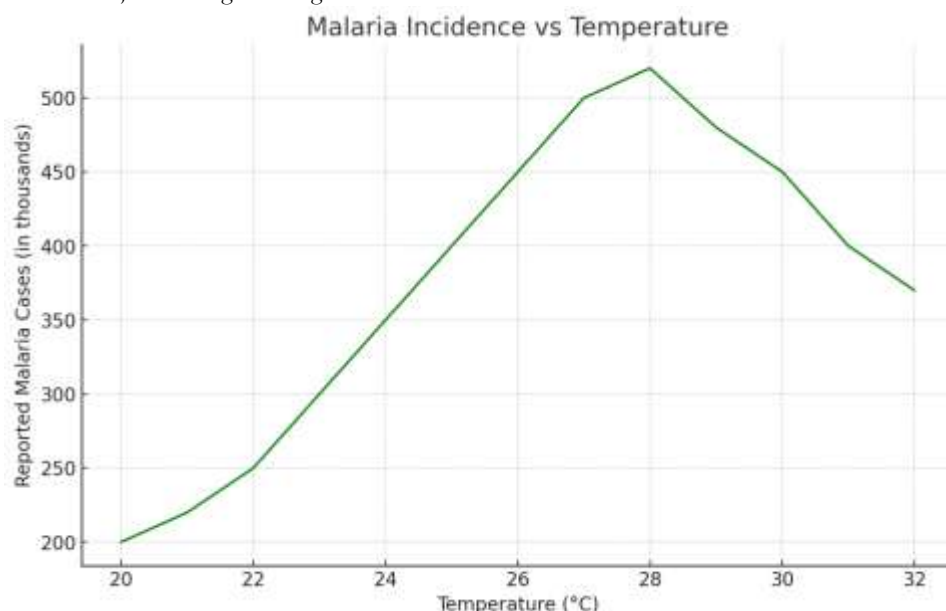
### 2.1 Changes in Temperature and Precipitation Patterns

Temperature and precipitation are among the most critical climate variables affecting disease ecology. Many infectious diseases, particularly those that are vector-borne, are highly sensitive to changes in environmental conditions. For example, warmer temperatures can accelerate the development and reproduction of vectors such as mosquitoes and shorten the incubation period of pathogens like the *Plasmodium* parasite (responsible for malaria) and the dengue virus within the mosquito host. This enhances transmission potential and can extend the transmission season, especially in regions that were previously too cold to support sustained vector populations.

Shifts in precipitation patterns, including increased rainfall in some regions and prolonged droughts in others, also play a key role. Excess rainfall can create standing water habitats ideal for mosquito breeding, while drought can force human and animal populations to congregate around limited water sources, increasing the likelihood of zoonotic transmission. These climatic changes have already been linked to the re-emergence of diseases such as Rift Valley fever in East Africa and outbreaks of leptospirosis in flood-prone areas.

### 2.2 Extreme Weather Events and Habitat Disruption

The increasing frequency and intensity of extreme weather events—including hurricanes, floods, wildfires, and heatwaves—pose significant public health risks, particularly in the context of infectious disease emergence and spread. Flooding events often lead to the contamination of drinking water supplies, promoting the spread of waterborne diseases such as cholera, hepatitis A, and typhoid fever. Conversely, drought conditions can concentrate human populations and livestock in limited areas with inadequate sanitation, also heightening disease transmission.



**Figure 2 Malaria Incidence vs Temperature**

Moreover, natural disasters frequently displace large populations, often into overcrowded and unsanitary conditions where the spread of infectious diseases becomes more likely. The aftermath of events like Hurricane Katrina in the U.S. and Cyclone Idai in Mozambique has demonstrated how disrupted infrastructure and overwhelmed health services create fertile ground for outbreaks. Wildfires, although

not directly linked to waterborne or vector-borne diseases, degrade air quality and weaken immune systems, potentially making populations more vulnerable to respiratory infections and other communicable diseases.

### **2.3 Ecosystem Shifts and Biodiversity Loss**

Climate change-induced alterations in ecosystems—such as deforestation, desertification, and changing vegetation zones—are directly impacting biodiversity and the interactions between humans, animals, and pathogens. As wildlife migrates to new areas in response to changing climates, they may bring pathogens into contact with human populations that have not previously been exposed, increasing the risk of zoonotic spillovers (7). Reduced biodiversity can also lead to the "dilution effect," where the loss of non-host species increases the likelihood that vectors will feed on competent hosts, thereby enhancing disease transmission.

For instance, the clearing of forested areas in the Amazon has been linked to increased malaria transmission, as it creates breeding grounds for *Anopheles* mosquitoes and brings humans into closer contact with disease reservoirs. Similarly, changes in rodent populations due to altered ecosystems have been associated with outbreaks of hantavirus and plague. These examples illustrate how even subtle ecological shifts driven by climate change can create conditions that favor the emergence and spread of infectious diseases.

## **3. Vector-Borne and Zoonotic Diseases in a Changing Climate**

Climate change plays a pivotal role in reshaping the global landscape of infectious diseases, especially those that are vector-borne and zoonotic in nature. As ecosystems are disrupted by warming temperatures, changing rainfall patterns, and biodiversity loss, the natural boundaries that once contained specific diseases are eroding (8). Vectors and wildlife hosts are shifting their ranges in response to climatic stressors, bringing pathogens into contact with new, often immunologically naïve, human populations. This section explores how climate change is expanding the reach of vector-borne diseases, increasing the frequency of zoonotic spillovers, and contributing to the emergence of novel infectious disease threats.

### **3.1 Expansion of Vector Habitats and Disease Ranges**

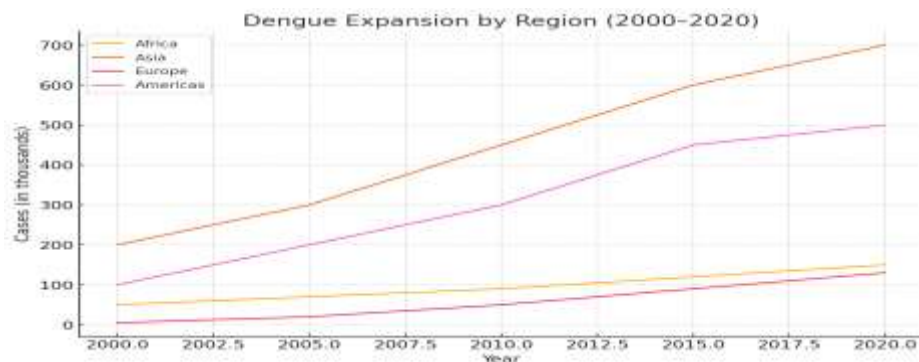
One of the most direct effects of climate change on infectious disease transmission is the expansion of habitats suitable for vectors—organisms such as mosquitoes, ticks, and sandflies that transmit pathogens between hosts. Rising global temperatures allow vectors to survive at higher altitudes and latitudes, facilitating the movement of diseases like malaria, dengue, chikungunya, and Lyme disease into areas that were previously too cool for their survival or pathogen development.

For example, *Aedes aegypti* and *Aedes albopictus* mosquitoes, primary vectors for dengue and Zika viruses, have expanded their range northward in the Americas and Europe, correlating closely with rising temperatures and urban water accumulation due to inconsistent rainfall. Similarly, tick-borne illnesses such as Lyme disease and tick-borne encephalitis have been observed spreading into higher elevations and northern regions of North America and Europe as warming winters increase tick survival rates.

These changes not only expand the geographical scope of disease risk but also complicate prevention and control efforts, especially in regions unaccustomed to vector-borne diseases and lacking the necessary public health infrastructure to respond effectively.

### **3.2 Zoonotic Spillovers and Wildlife-Human Interactions**

Zoonotic diseases—those transmitted from animals to humans—represent a major portion of emerging infectious diseases, and their frequency is increasing in a climate-altered world. As wildlife species are forced to migrate or adapt to new environments due to climate stressors, the likelihood of contact with humans and domesticated animals increases (9). Activities such as deforestation, agricultural expansion, and urbanization, often exacerbated by climate pressures, further intensify these interactions.



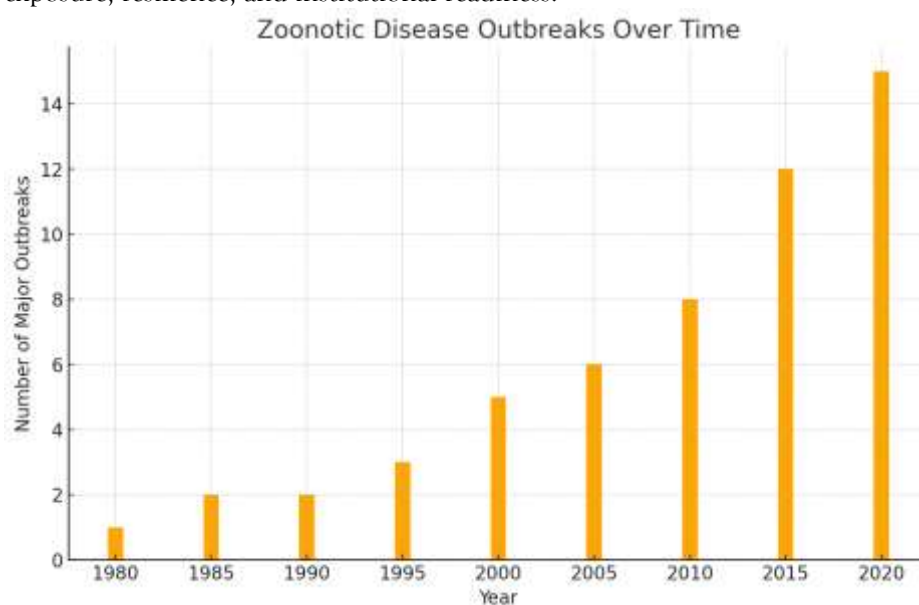
**Figure 3 Dengue Expansion by Region**

The convergence of human and animal populations in shared environments creates ideal conditions for zoonotic spillovers. Bats, rodents, and primates, in particular, are reservoirs for a range of zoonotic pathogens. For example, the Ebola virus is believed to have originated from fruit bats, while the Nipah virus emerged from bats roosting near pig farms, which were situated in areas affected by deforestation and climatic shifts. COVID-19, although still under investigation regarding its exact origin, is widely suspected to have originated from a wildlife reservoir with possible environmental contributors accelerating human exposure.

Climate change not only increases the frequency of such encounters but may also influence pathogen evolution and virulence, raising concerns about the potential for novel, more transmissible or deadly pathogens to emerge.

#### 4. Vulnerable Populations and Health System Challenges

As climate change intensifies the threat of infectious diseases, its impacts are not evenly distributed across global populations. Vulnerability to climate-sensitive diseases is influenced by a range of factors, including geography, socioeconomic status, population density, and the strength of health systems. Communities with limited access to healthcare, inadequate infrastructure, and poor adaptive capacity are disproportionately affected (10). Moreover, the effects of climate-induced displacement and migration further compound health risks, creating new challenges for disease surveillance, prevention, and response. This section explores the intersection of climate vulnerability and public health through the lens of exposure, resilience, and institutional readiness.



**Figure 4 Zoonotic Outbreaks Over Time**

##### 4.1 Socioeconomic and Geographic Vulnerability

Populations living in poverty or in geographically high-risk areas are especially vulnerable to the health effects of climate change. In low- and middle-income countries (LMICs), inadequate housing, lack of

access to clean water, poor sanitation, and limited education contribute to a higher baseline burden of disease. These conditions also heighten susceptibility to climate-sensitive illnesses such as cholera, malaria, and respiratory infections.

Geographically, populations in tropical and subtropical regions—where many vector-borne diseases are endemic—face heightened risk due to optimal climatic conditions for vectors. Coastal communities are vulnerable to flooding and waterborne disease outbreaks, while arid and semi-arid regions face worsening droughts that strain water and food security (11). Urban slums, often densely populated and underserved, serve as hotspots for disease transmission when climatic stressors are overlaid on fragile living conditions. Inequities within countries also shape health outcomes. Marginalized groups such as Indigenous peoples, rural communities, women, and children frequently have fewer resources to adapt to climate shocks and are less likely to access timely healthcare, exacerbating their risk and limiting recovery.

#### **4.2 Displacement, Migration, and Disease Risk**

Climate change is increasingly driving human displacement, both temporarily through extreme weather events and more permanently through gradual environmental degradation such as desertification and sea-level rise (12). These forced movements often lead to overcrowded refugee camps or informal settlements with limited healthcare services, poor sanitation, and inadequate shelter—ideal conditions for the spread of infectious diseases.

Displacement can also introduce pathogens to new areas, especially when large groups move across borders. For example, outbreaks of cholera, measles, and acute respiratory infections are common in post-disaster displacement scenarios. Migrants and refugees often face barriers to healthcare access, including legal restrictions, language differences, and cultural obstacles, which can delay diagnosis and treatment, increasing the potential for wider outbreaks.

Climate-induced migration may also result in conflict over resources, further destabilizing communities and weakening health governance, making coordinated public health responses more difficult. The combined pressures of environmental degradation, mobility, and limited infrastructure create a feedback loop of vulnerability and disease spread.

#### **4.3 Health Infrastructure and Adaptive Capacity**

The resilience of healthcare systems plays a critical role in determining a population's ability to respond to climate-driven health threats. Unfortunately, many countries—particularly those most affected by climate change—have health systems that are underfunded, understaffed, and ill-equipped to handle surges in disease outbreaks.

Climate change places additional stress on already burdened systems by increasing the incidence and unpredictability of infectious diseases. Outbreaks of malaria, cholera, or dengue in areas previously considered low-risk can catch public health systems off guard. The lack of early warning systems, disease surveillance infrastructure, and trained personnel delays detection and response.

Adaptive capacity—defined as the ability of health systems to anticipate, prepare for, and respond to climate-related threats—is uneven across regions. High-income countries may have the resources to deploy advanced modeling tools, implement rapid response systems, and adapt infrastructure, while LMICs often struggle to meet even basic health needs (13). Strengthening health systems through climate-informed planning, sustainable financing, and workforce development is essential to build resilience and protect vulnerable populations in the face of a changing climate.

#### **5. Predictive Modeling and Surveillance Systems**

As climate change reshapes the patterns of infectious disease transmission, the need for reliable forecasting and robust disease surveillance systems becomes increasingly urgent. Predictive modeling and early warning systems serve as essential tools in identifying potential outbreaks before they occur, allowing for proactive public health responses. By integrating climate data with epidemiological and ecological information, these tools help decision-makers assess risk, allocate resources, and develop targeted interventions (14). However, despite growing advances in technology and data science, substantial gaps remain in the accuracy, accessibility, and global coordination of these systems. This section explores the strengths and limitations of current predictive tools and surveillance networks, and highlights areas in need of development.

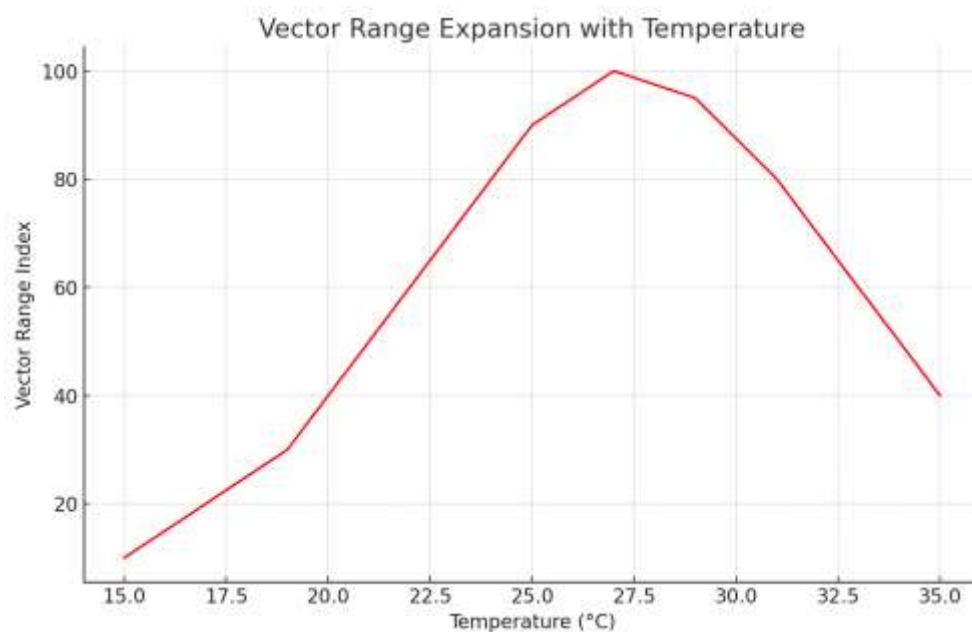


Figure 5 Vector Range Expansion with Temperature

### 5.1 Climate-Epidemiological Modeling Tools

Climate-epidemiological models aim to forecast disease outbreaks by correlating environmental variables—such as temperature, humidity, rainfall, and land use—with disease transmission dynamics. These models are particularly effective for climate-sensitive diseases like malaria, dengue, and cholera, which have well-documented relationships with specific climatic conditions.

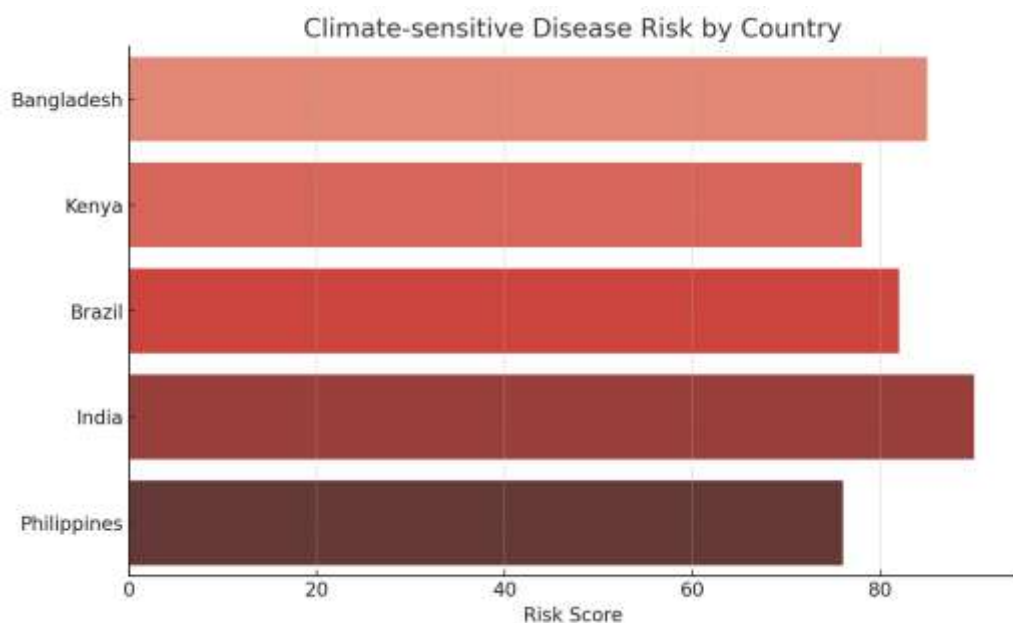
Models range from statistical approaches, which identify correlations between climate patterns and disease incidence, to mechanistic models that simulate biological and ecological processes underlying transmission (15). For example, models predicting malaria outbreaks often use temperature and precipitation data to estimate mosquito breeding, parasite development, and vector-human contact rates. Advancements in machine learning and artificial intelligence have enhanced model sophistication, allowing for the integration of large datasets from satellites, mobile technology, and electronic health records. These innovations offer the potential for real-time disease forecasting, particularly in regions vulnerable to climate-driven outbreaks.

However, model accuracy is limited by uncertainties in climate projections, variability in local ecological conditions, and incomplete epidemiological data. Models also require extensive calibration and validation, and their effectiveness depends on the availability and quality of localized data.

### 5.2 Early Warning and Disease Surveillance Systems

Early warning systems (EWS) and disease surveillance networks are critical for identifying outbreaks in their early stages and triggering rapid response mechanisms. Climate-informed EWS use forecasting tools to predict the likelihood of disease outbreaks based on environmental trends and can provide health authorities with weeks or even months of advance notice.

Global initiatives such as the WHO's **Integrated Disease Surveillance and Response (IDSR)** system and **ProMED-mail** offer platforms for monitoring emerging disease threats. Regional systems like the **Pacific Public Health Surveillance Network** and **Africa CDC's Epidemic Intelligence Unit** have made strides in integrating climate variables into disease tracking.



**Figure 6 Disease Risk by Country**

In addition to institutional efforts, digital and community-based surveillance platforms—such as participatory mobile apps and GIS mapping—have broadened data collection and reporting capabilities, especially in remote or under-resourced settings.

Despite these advancements, surveillance systems face several challenges. Many countries lack consistent, high-quality disease reporting mechanisms, and data sharing across borders is often hindered by political, logistical, or privacy concerns. Furthermore, without sufficient investment in laboratory capacity and trained personnel, surveillance data may be delayed or inaccurate, limiting the usefulness of early warnings.

### 5.3 Data Gaps and Research Limitations

While predictive models and surveillance systems hold great promise, their effectiveness is often hampered by significant data gaps and research limitations. In many regions, especially in the Global South, there is a chronic lack of high-resolution, long-term data on both disease incidence and climate variables. This limits the ability to detect trends, calibrate models, and validate predictions.

In addition, much of the existing research focuses on a narrow range of diseases and geographic regions, leaving many vulnerable populations and less-studied pathogens underrepresented (16). Socioeconomic, behavioral, and cultural factors—which influence exposure, transmission, and healthcare access—are often poorly integrated into models, reducing their accuracy and applicability.

Interdisciplinary collaboration between climate scientists, epidemiologists, ecologists, and data scientists remains insufficient, creating silos that limit the development of holistic, systems-based approaches. Addressing these gaps requires sustained investment in capacity building, open-access data platforms, and coordinated global research efforts that prioritize both scientific rigor and equity.

## 6. Policy Responses and Adaptation Strategies

The growing recognition of the links between climate change and infectious disease dynamics has prompted calls for urgent policy responses at both national and international levels. However, despite increasing awareness, current policies and adaptation strategies often fall short of addressing the complex, interconnected nature of climate-sensitive health threats (17). Effective responses require not only strengthening health systems but also integrating climate resilience into health planning, infrastructure, and governance. This section outlines key areas of action, emphasizing the importance of collaboration, proactive adaptation, and equitable investment in building long-term public health resilience.

### 6.1 National and International Public Health Initiatives

Governments and international organizations have begun incorporating climate change considerations into public health planning, although progress remains uneven. The **World Health Organization (WHO)**, through its *Climate Change and Health* program, supports member states in assessing climate-

related health risks and developing national adaptation plans. Similarly, the **United Nations Framework Convention on Climate Change (UNFCCC)** includes health in its adaptation and resilience discussions under frameworks like the *Nationally Determined Contributions (NDCs)* and *National Adaptation Plans (NAPs)*.

At the national level, countries such as Bangladesh, Kenya, and Germany have begun integrating climate considerations into disease surveillance systems, emergency preparedness, and vector control programs. For instance, Bangladesh has implemented climate-health training for public health workers in flood-prone areas, while Germany's national adaptation strategy includes heatwave warning systems and support for urban planning reforms.

Despite these initiatives, many countries still lack comprehensive climate-health policies. Barriers include limited funding, political instability, competing development priorities, and a lack of technical expertise. Bridging this policy gap requires political will, international financial support, and mechanisms to ensure accountability and implementation.

### 6.2 Climate-Resilient Health Systems and Infrastructure

Developing **climate-resilient health systems** is essential to safeguarding communities from the growing health risks posed by climate change. This means not only expanding disease surveillance and emergency response capacity but also adapting physical infrastructure and service delivery to withstand environmental stresses.

Resilient health systems prioritize:

- **Infrastructure durability**, ensuring clinics and hospitals can function during floods, heatwaves, or power outages.
- **Flexible supply chains**, capable of responding to climate-related disruptions in medicine and vaccine distribution.
- **Trained personnel**, equipped with the skills to respond to climate-sensitive diseases and extreme weather impacts.
- **Community-based outreach**, to build local preparedness and improve risk communication.

Investments in green technologies—such as solar-powered health centers, water purification systems, and sustainable sanitation—can increase resilience while reducing environmental impact. Moreover, integrating climate risk assessments into health planning allows for proactive rather than reactive responses to disease threats.

Low- and middle-income countries require targeted financial and technical support to build such systems. International funding mechanisms like the **Green Climate Fund** and **Global Environment Facility** can play a critical role in supporting these efforts.

### 6.3 Integrated Approaches and Interdisciplinary Collaboration

Given the multifaceted nature of climate-related health risks, **interdisciplinary collaboration** is essential. Addressing the intersection of climate change and infectious diseases requires coordination between meteorologists, epidemiologists, ecologists, urban planners, economists, and policymakers.

The **One Health** approach—which recognizes the interconnectedness of human, animal, and environmental health—offers a comprehensive framework for disease prevention and climate adaptation. By breaking down disciplinary silos and promoting shared data, research, and policy goals, One Health initiatives enhance early detection, surveillance, and intervention across sectors.

Urban planning and environmental management also play crucial roles in mitigating disease risks. For example, improving drainage systems, regulating deforestation, and designing climate-smart cities can reduce vector breeding and human exposure to disease reservoirs. Education and public awareness campaigns further support integrated adaptation efforts. Engaging communities in climate-health education builds local capacity, fosters behavioral change, and strengthens trust in public health interventions (18). Ultimately, effective adaptation demands systems-level thinking, sustained investment, and inclusive governance that prioritizes vulnerable populations and ensures that health remains central to climate action.

## 7. CONCLUSION

The accelerating pace of climate change presents an unprecedented challenge to global health, particularly in its profound and complex influence on the emergence, distribution, and transmission of infectious diseases. Through rising temperatures, altered precipitation patterns, ecosystem disruptions, and more frequent extreme weather events, climate change is reshaping the environmental and social conditions that govern the behavior of pathogens, vectors, and human hosts. These changes are not only expanding the geographic reach of diseases once confined to specific regions but are also facilitating the emergence of novel pathogens and amplifying existing public health burdens.

Vector-borne and zoonotic diseases are particularly sensitive to climatic fluctuations, and their increasing incidence highlights the urgent need for climate-informed disease monitoring and control strategies. Populations living in poverty, climate-vulnerable regions, and areas with weak health infrastructure face disproportionate risks, underscoring the importance of equity-focused policies and interventions. Climate-induced displacement and rapid urbanization further complicate disease dynamics, demanding adaptive approaches that are both anticipatory and inclusive.

While advancements in predictive modeling, early warning systems, and disease surveillance offer valuable tools for preparedness, significant gaps in data, research integration, and interdisciplinary collaboration limit their effectiveness. Strengthening health systems to be climate-resilient, investing in public health infrastructure, and enhancing international cooperation are essential steps toward reducing vulnerability and building long-term resilience.

Ultimately, the intersection of climate change and infectious disease is not solely a scientific or medical issue—it is a societal one that demands coordinated action across sectors and borders. By embracing integrative frameworks such as One Health, fostering adaptive governance, and prioritizing sustainable development, the global community can confront this dual crisis with both urgency and foresight. The health of populations—and the stability of societies—depends on our ability to respond decisively to this evolving threat.

## 8. REFERENCES

1. Agyarko, R. K. D., Kithinji, D., & Nsarhaza, K. B. (2025). *Climate Change and the Rise of Emerging and Re-Emerging Infectious Diseases in Africa: A Literature Review*. *International Journal of Environmental Research and Public Health*, 22(6), 903. <https://doi.org/10.3390/ijerph22060903> (National Science Foundation, MDPI)
2. Bernstein, A. S. (2018). *Climate change and infectious disease*. In J. J. Jameson & A. S. Fauci (Eds.), *AccessMedicine*.
3. De Oliveira, R., Guterres, A., Fernandes, J., D'Andrea, P., & Bonvicino, C. (2021). *Influence of climatic factors on human hantavirus infections in Latin America and the Caribbean: A systematic review*. *Pathogens*.
4. Eisen, L., & Moore, C. G. (2005). *Aedes aegypti in the continental United States: A vector at the cool margin of its geographic range*. *Journal of Medical Entomology*.
5. Escobar, L. E., Ryan, S. J., Stewart-Ibarra, A. M., Finkelstein, J. L., King, C. A., Qiao, H., & Polhemus, M. E. (2015). *A Global Map of Suitability for Coastal Vibrio cholerae Under Current and Future Climate Conditions*. *arXiv*.
6. Franklino, L. H. V., Jones, K. E., & Redding, D. W. (2019). *The effect of global change on mosquito-borne disease*. *Lancet Infectious Diseases*, 19(9), e302–e312.
7. Ginsberg, H. S., Rulison, E. L., Beati, L., Burke, R., Hickling, G. J., Kerr, K., ... & Tsao, J. I. (2011). *Effects of Environmental Variables on Abundance and Phenology of Immature Ixodes scapularis (Acari: Ixodidae)*. *National Park Service*.
8. Jones, K. E., Patel, N. G., & Levy, M. A. (2008). *Global trends in emerging infectious diseases*. *Nature*, 451(7181), 990.
9. Kitron, U. (1998). *Landscape ecology and epidemiology of vector-borne diseases: Tools for spatial analysis*. *Journal of Medical Entomology*, 35(5), 435–445.
10. Lafferty, K. D. (2019). *Thermal biology of mosquito-borne disease*. *Ecology Letters*, 22(10), 1690–1706.
11. Mordecai, E. A., Caldwell, J. M., & Grossman, M. K. (2019). *Thermal biology of mosquito-borne disease*. *Ecology Letters*, 22(10), 1690–1706.
12. Moore, S. M., Azman, A. S., & Zaitchik, B. F. (2017). *El Niño and the shifting geography of cholera in Africa*. *PNAS*, 114(17), 4436–4441.
13. Piscitelli, P., & Miani, A. (2024). *Climate Change and Infectious Diseases: Navigating the Intersection through Innovation and Interdisciplinary Approaches*. *International Journal of Environmental Research and Public Health*, 21(3), 314. <https://doi.org/10.3390/ijerph21030314> (MDPI)
14. Ryan, S. J., McNally, A., Johnson, L. R., Mordecai, E., Ben-Horin, T., Paaijmans, K., & Lafferty, K. D. (2014). *Mapping physiological suitability limits of malaria in Africa under climate change*. *arXiv*.
15. Ryan, S. J., et al. (2025). *Impact of dengue virus and climate warming patterns in India*. *Times of India*.
16. Sadie, J. R., & Morrison, J. (2021). *Climate change and vector-borne diseases: What are the... PMC*.
17. Valdez, L. D., Sibona, G. J., & Condat, C. A. (2017). *Impact of rainfall on Aedes aegypti populations*. *arXiv*.