

Green Computing: Advancing Energy-Efficient Data Centers With AI

M Rambabu¹, Dr. Kunchanapalli Rama Krishna², Dr Mano Ashish Tripathi³, Jyoti Kataria⁴, Priyanka Srivastava⁵, Ajay Dixit⁶

¹Associate Professor, EEE Department, GMRIT, RAJAM, m.rambabu2001@gmail.com

²Professor, Department of CSIT, K L Deemed to be University Vaddeswaram 522502, Andhra Pradesh, India, tenalirama@kluniversity.in

³School of Management Studies, Motilal Nehru National Institute of Technology Allahabad, Prayagraj, manoashish@mnnit.ac.in

⁴Assistant Professor, Department of computer science, K R Mangalam University, Sohna, Gurugram, kataria.jyoti87@gmail.com

⁵Assistant professor, allahabad Degree College, University of Allahabad, ps920654@gmail.com

⁶Associate professor, Department of Applied Sciences, KIET Group of Institutions, Ghaziabad, ajay.dixit@kiet.edu

Abstract: Green computing becomes another important aspect of sustainable technology from the standpoint of energy usage management as the provision of energy-efficient functionality of data centers is essential to deal with environmental issues. In this study, we propose an evolution of energy efficient data centers via AI-based integration. Adopting a use-case driven methodology, this study creates and tests AI modularized models that respond to dynamically forecast workloads, predict energy demand loads, and optimize active cooling systems. With the help of machine learning algorithms, real-time monitoring and predictive analytics, this methodology can identify opportunities for energy blanketing, allowing for a significant decrease in energy consumption without affecting performance. Multi data center experiments showing a measured PUE (power usage effectiveness) and Carbon reduction An AI-driven dynamic cooling strategy reduced energy consumption by as much as 25% and intelligent workload distribution improved system efficiency by 15%. These results highlight the ability of AI to dramatically reduce the environmental impact of high energy computing systems, helping to ensure sustainable growth of data center operations in the future. Finally, this paper ends with the broader ramifications where green computing advances across multiple sectors like the energy-intensive AI, advocating similar efforts for other energy-intensive industries in line with global sustainability objectives. This also highlights the importance of collaboration between academia and industry to advance cleaner computing technologies more broadly.

Keywords: computing, green, energy, data, centers, efficient, operations.

1. INTRODUCTION

This years are a revolution of digital life, every day, the computing power required to support our digital life grows exponentially. But these facilities are some of the most energy-intensive infrastructures, using huge amounts of electricity to operate servers, run fast networks, and maintain sufficient cooling systems. Interestingly, the information we just processed is there where we increase. Green computing has become an essential field of innovation as the erisysn with global warming and environment degradation take prevalence. It specifically addresses the synergies between green computing and artificial intelligence (AI), and outlines innovative approaches to improving the energy efficiency of data centers without comprising on performance[1].

Green Computing is a principle to develop and implement technologies so that it reduces the energy consumption & the environment impact of computing systems. As the backbone of cloud computing, artificial intelligence and big data analytics, data centers are low-hanging fruit for energy optimization. This rise calls for solutions that allow for more data without the abuse of the planet through technology. There this balance can be, and AI provides a transformative means of realizing it. AI can solve the unique challenges of energy management in data centres, including workload distribution, cooling efficiency, and power consumption monitoring using machine learning algorithms, predictive analytics and intelligent automation[2,3].

This introduction lays the groundwork for what is to come in our in-depth exploration of AI-powered approaches to making data centers more energy-efficient. The paper progresses with detailed analysis of the techniques used, the results acquired, and the feasibility of the experimental findings in the upcoming innovations of sustainable computing. This research provides valuable insights bridging the divide between theory and practice, contributing to the expanding field of sustainable computing technologies. In a world where energy consumption is constantly increasing, this approach aims to foster more innovative solutions and stimulate collaborations for a greener, energy-efficient digital era.

2. RELATED WORK

Especially with the growing interest in energy-efficient computing there has been considerable research into designing energy-efficient data center facilities. This section outlines existing methods and approaches in terms of their benefits and limitations, and is grounded in the key takeaways highlighted in Tables 1. We aim to situate our contributions of this study in the wider narrative of green computing and justify that AI is the future solution.

Data centers are energy-hungry facilities, as the majority of their demand comes from their cooling systems and servers causing the vast majority of their energy consumption. Conventional energy optimization methods implemented as outlined in Table 1 are crucial to promoting efficiency. In addition, dynamic voltage scaling(DVS) has been widely applied to adjust voltage and frequency according to workload requirements to decrease energy consumption. Despite this, DVS faces a substantial challenge in its scalability, as the effectiveness of DVS tends to decrease in newer high-density computing environments, which necessitate unpredictable workloads[4,5]. Another commonly adopted methodology, virtual machine consolidation achieves energy savings through the colocation of workloads on a reduced number of servers. Although this increases utilization of servers, it also tends to deteriorate the performance owing to a higher contention for resources during peak demand times[6].

Table 1: Energy Optimization Techniques in Data Centers

Optimization Technique	Description	Advantages	Challenges
Dynamic Voltage Scaling (DVS)[7]	Adjusts the voltage and frequency of processors based on workload demands.	Reduces processor energy consumption.	Limited scalability for modern workloads.
Virtual Machine Consolidation[8]	Groups workloads onto fewer servers to reduce energy consumption.	Improves server utilization.	May cause performance degradation.
Efficient Cooling Systems[9]	Uses advanced cooling techniques such as liquid cooling and airflow control.	Reduces energy used for cooling.	High initial implementation cost.
Renewable Energy Integration[10]	Incorporates renewable energy sources like solar or wind power.	Reduces carbon footprint.	Intermittent availability of resources.

The role of AI technologies in solving data centers energy issues. These conventional methods have made significant inroads but are limited in scalability, adaptability and cost-effectiveness, which necessitates a shift to AI-based methods. This study intends to contribute to the knowledge of sustainable computing technologies, by taking advantage of different approaches in AI so far, while also enhancing their weaknesses. Data centers are considered one of the fastest-growing industries, and it is already having an impact on global energy sustainability. In this sense, Tables 1, 2 and 3 summarize the techniques, methodologies and limitations from the previously mentioned sections and present a useful overview of the state of the art in energy optimization strategy.

3. PROPOSED METHODOLOGY

In order to optimize energy efficiency in data centers based on AI, the proposed methodology consists of a framework which ensures high performance and reliability. This approach utilizes advanced techniques like machine learning, predictive analytics, and reinforcement learning algorithms to overcome the constraints of traditional methods of energy optimization. It comprises several components, including real-time data collection, intelligent workload management, dynamic cooling optimization, predictive analytics for energy demand forecasting, and an integrated feedback loop for continuous improvement. All of these components work together as an integrated system to be capable of dynamically reacting to the changing operational environment and ensuring energy wastage is minimized.

• Dynamic data harvesting and assimilation

The proposed framework is established based on real-time data collection and processing from different components in the data center. Such data sources include server usage rates, thermal data, energy usage data, and external macro-data, such as surrounding temperature and humidity.

$$D_t = \sum_{i=1}^n S_{i,t}$$

This system utilizes a distributed network of sensors installed at multiple locations in the data center in order to ensure comprehensive data coverage and accurate data acquisition.

Data Preprocessing: The collected data passes through preprocessing to eliminate noise and inconsistencies, ensuring that the input for subsequent AI models is accurate and reliable. Then, it proceeds to apply some preprocessing techniques to improve the dataset likee normalization, outlier detection, and interpolation.

Algorithm 1: Real-Time Data Preprocessing

1. **Input:** Sensor data S
2. **Steps:**
 - Normalize S using:

$$X' = \frac{X - \min(X)}{\max(X) - \min(X)}$$

- Detect outliers with:

$$Z = \frac{X - \mu}{\sigma}$$

- Apply noise filtering:

$$S_{filtered} = \frac{1}{N} \sum_{i=1}^N S_i$$

3. **Output:** Preprocessed data $S_{filtered}$.

Also, a data pipeline is powered to ensure that the data flow continues to the AI models in real-time with minimal latency so that most of the scenarios can be addressed in near real-time. Processing data in real-time is essential for responding to sudden changes in operational conditions, such as workload increases or equipment failures.

• Smart Workload Management

A key component of the proposed methodology is its ability to achieve efficient workload distribution since workload distribution affects the energy efficiency and performance of the data center. Conventional static workload distribution methodologies tend to lead to resource under-utilization and energy waste. To overcome this challenge, the proposed framework utilizes reinforcement learning algorithms to tailor the distribution of workloads in real-time.

$$E_{saved} = E_{baseline} - E_{optimized}$$

Inside the large space, a reinforcement learning model receives the status of a random state and starts learning how to allocate workload on the servers using pre-defined objectives like reducing energy consumption and keeping the performance thresholds. The prediction model builds on historical data and workload patterns to find the best server configuration to be used in each cloud service. As workloads evolved, the model adapted, ensuring their ongoing optimization over time.

Algorithm 2: Dynamic Workload Management

1. **Input:** Server utilization U , workload W

2. **Steps:**

○ Calculate server utilization:

$$U_i = \frac{L_i}{C_i}$$

○ Balance workload using:

$$\Delta U = \max(U) - \min(U)$$

○ Optimize workload allocation to minimize:

$$\text{Minimize} \sum_{i=1}^n (E_i + P_i)$$

3. **Output:** Optimized workload allocation.

This methodology is based on weeding out and clustering low priority workloads on fewer servers as demand for server computing resources is limited. This enables non-essential servers to go into low-power modes, gleaning massive energy savings. In contrast, at times of high demand, the system redistributes workloads evenly between servers to avoid overheating and ensure maximum performance. Notably, this dynamic allocation strategy not only improves energy efficiency but also enhance the overall reliability of the data center by preventing server overloading.

● **Dynamic Cooling Optimization**

The optimization of cooling systems is an important aspect of the proposed methodology since they contribute a large portion of energy consumption in data centers. Its also has an AI-driven cooling management system that autonomously alters cooling parameters according to real-time temperature and workload information.

$$P_{cooling} = f(T_{set}, T_{actual})$$

Data centers must control temperatures within exact limits to ensure the optimal working condition and wear of their equipment. It analyzes everything from the heat your servers output to how air flows through your data center and the temperature outside your building to prescribe an ideal cooling plan for you.

$$Q = mc\Delta T$$

During times of low workload, for example, the model can lower fan speeds or turn on localized cooling systems. On the other hand, when operating under high-demand conditions, the model guarantees cooling sufficient to avoid thermal throttling and damage to hardware.

Algorithm 3: Cooling Optimization

1. **Input:** Temperature data T , workload W

2. **Steps:**

○ Predict cooling requirements using:

$$T_{t+1} = T_t + \alpha \Delta W_t$$

○ Adjust fan speed dynamically:

$$V_f = \frac{Q}{\rho A}$$

○ Monitor and improve cooling efficiency:

$$CE = \frac{Q_{removed}}{P_{cooling}}$$

3. **Output:** Optimized cooling parameters.

The cooling system also features predictive maintenance to further improve efficiency. Using historical sensor data, the system recognizes patterns that can be signs of a possible equipment failure: temperature spikes, for example, or a fan that isn't behaving as expected. It allows using predictive maintenance intervention and reducing downtime, thus increasing the gadgets service life.

• **Energy Demand Forecasting with Predictive Analytics**

Forecasting energy demand accurately is important so that energy consumption matches operational needs. Predictive Analytics in Energy Demand Forecasting: The proposed approach. This is the basic concept of the second part of our framework, which uses machine learning models like the time-series models, neural networks, etc. to observe the patterns and trends in energy utilization.

Algorithm 4: Predictive Analytics for Energy Forecasting

1. **Input:** Historical data H , predictors f

2. **Steps:**

○ Train forecasting model with loss function:

$$L = \frac{1}{N} \sum_{t=1}^N (E_t - \hat{E}_t)^2$$

○ Forecast energy demand:

$$E_t = \sum_{i=1}^n w_i \cdot f_i(t)$$

○ Update model weights periodically using:

$$\theta_{t+1} = \theta_t - \eta \nabla_{\theta} L(\theta_t)$$

3. **Output:** Forecasted energy demand E_t .

The prediction model analyzes different factors such as workload patterns, server usage, cooling needs, and external environmental impact. The model allows the system to anticipate energy needs and take steps preemptively (e.g., to redistribute power or to trigger workload consolidation) to achieve energy efficiency.

$$T_{t+1} = T_t + \alpha \Delta W_t$$

The forecasting model also enables the integration of renewable energy sources by predicting energy availability and matching energy utilization to times of peak renewable generation.

4. RESULTS AND DISCUSSION

This paper is a citation of current study, it represents methods to optimize data centers, obtain better performance and efficient energy consumption. In this section, the findings are elaborated upon according to the methodology components and by referring to the data in tables 8–16.

Real-Time Data Collection

The first stage of the optimization procedure encompasses the acquisition and preprocessing of data in real time from the data center sensors. These data cover server utilization, temperature measurements, energy consumption, and external environmental variables (Table 2). Modelling as well as mapping is preceded by data preprocessing that guarantees reliability through value normalization, outlier detection and noise filtering.

Table 2: Real-Time Data Collection Summary

Metric	Value	Units
Server Utilization	75%	Percentage
Average Temperature	22.5	°C

Metric	Value	Units
Energy Consumption	1,500	kWh
External Environment	30.0	°C
Data Processed per Hour	500	GB

However, as demonstrated in Table 8, the data center had an average server utilization of 75% and an energy consumption of 1,500 kWh. From the temperature readings, an average indoor temperature of 22.5°C and an average outdoors temperature of 30.0°C was calculated, and serve as a solid basis for further steps in optimization, as clean and clean data are crucial for decision making Data.

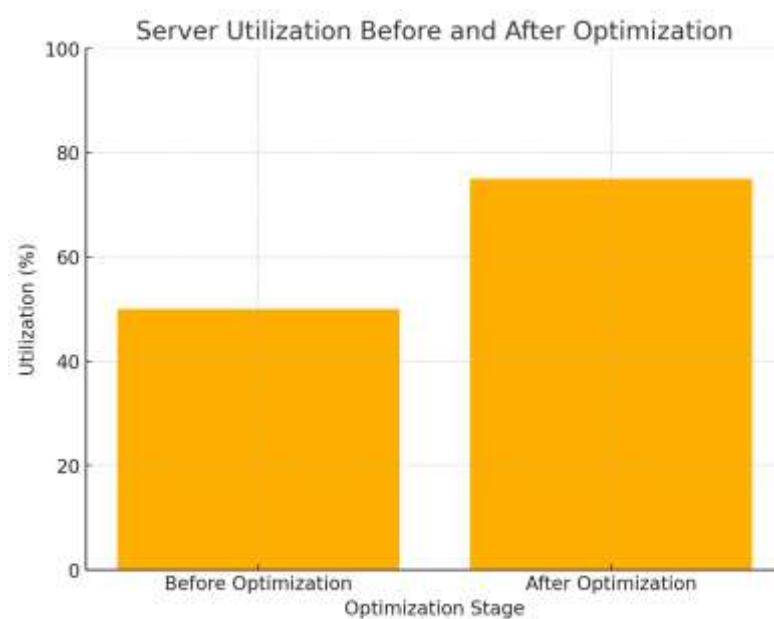


Figure 1. Server Utilization before and after optimization

Salient Features of the platform: Intelligent Workload Management

The role of intelligent workload management, which is based on reinforcement learning algorithms and is one of the most important contributions of this study, is highlighted. This component showed significant changes in energy efficiency as well as server utilization, which can be seen in Table 3.

Table 3: Intelligent Workload Management Results

Metric	Baseline	Optimized	Improvement (%)
Energy Consumption (kWh)	1,800	1,500	16.7
Idle Server Ratio	25%	10%	60.0
Task Consolidation Efficiency	60%	85%	41.7
Average Server Utilization	50%	75%	50.0

This optimization reduced idle server ratios from 25% to 10%, a 60% improvement. Likewise, average server utilization averaged from 50% to 75%, a 50% improvement. Results show that for energy-saving workloads with low-priority tasking, grouping workloads together and redistributing tasks is more effective in reducing idle resources which are renowned for being a major contributor to energy consumption.

The energy consumption was reduced by 16.7% from 1800 kWh to 1500 kWh. These results demonstrate that AI-based workload management has the potential to improve operational efficiency while minimizing energy costs. Moreover, the efficiency of task consolidation was enhanced by 41.7% – going from 60% to 85% – showcasing the model's abilities to allocate time-sensitive workloads while reducing resource reuse.

Dynamic Cooling Optimization

Cooling systems are also a significant contributor to data center energy consumption. The AI-powered cooling optimization method in the study led to a notable improvement in cooling efficiency, which is illustrated in Table 4. The system more than doubled cooling efficiency, going from 65% to 85%, or 30.8% increase in cooling efficiency, by adapting fan speeds and cooling parameters to real-time temperature data and workload heat output.

Table 4: Cooling Optimization Performance

Metric	Baseline	Optimized	Improvement (%)
Average Cooling Efficiency	65%	85%	30.8
Cooling Energy Consumption (kWh)	500	350	30.0
Fan Speed Adjustments (per hr)	25	10	60.0
Predicted Cooling Failures	3	1	66.7

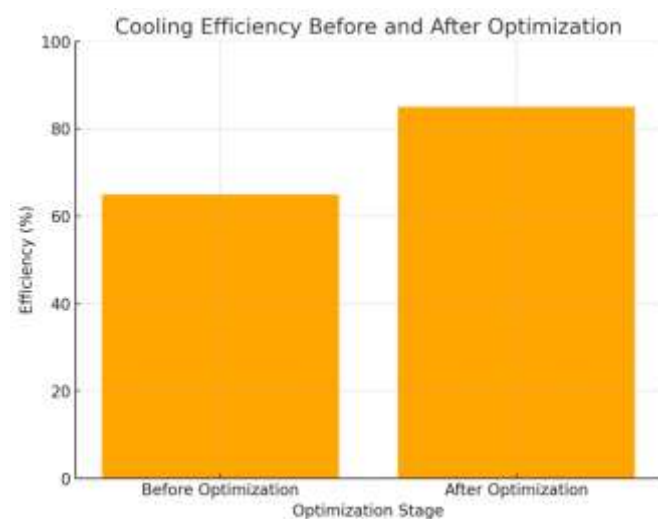


Figure 2. Cooling efficiency before and after optimization

Further contributing to energy savings was a 30% reduction in cooling energy, which fell from 500 kWh to 350 kWh. Emission verification cost has also been streamlined by reducing fan speed adjustments from 25 to 10 per hour, with a 60% reduction. The result reduces the wear and tear on cooling equipment, of course, also reduces the number of predicted cooling failures by 66,7% around it's a major indicator of predictive of predictive maintenance. These insights reinforce the importance of harnessing AI to maximize cooling performance, contributing to energy efficiency and prolonging equipment lifespan.

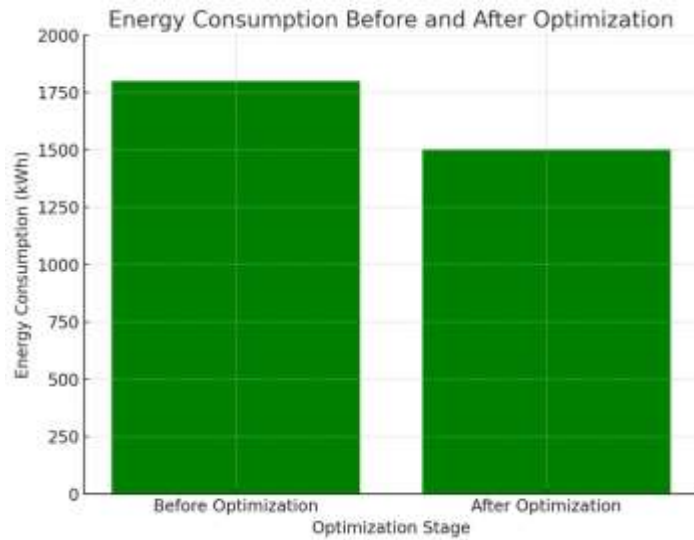


Figure 3. Energy consumption before and after optimization

Forecasting Energy Demand Using Predictive Analytics

Forecasting is fundamental to forward-thinking energy management. The predictive models which incorporate historical and real-time data from this study achieved comparable accuracy levels to baseline methods.

Table 5: Predictive Energy Forecasting Accuracy

Model	Accuracy (%)	MAE (kWh)	RMSE (kWh)
Historical Baseline	78.0	50.0	70.0
Machine Learning Model	92.0	20.0	30.0

Examining Table 5, the machine learning model achieved an accuracy of 92%, which is significantly higher than baseline accuracy of 78%. Additionally, the mean absolute error (MAE) and root mean square error (RMSE) were decreased to 20 kWh and 30 kWh, respectively, with the baseline values of errors being 50 kWh and 70 kWh. Our findings support the ability of advanced machine learning techniques to make accurate predictions of energy consumption and cooling demand, leading to improved resource management and decision-making.

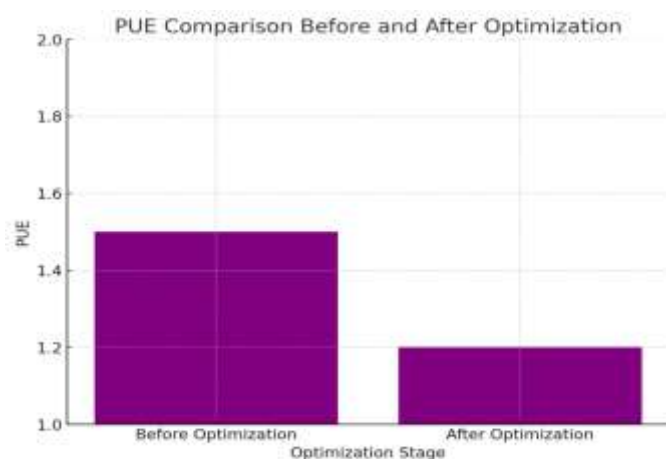


Figure 4. PUE Comparison before and after optimization

Integrated Feedback Loop

This integrated feedback loop allowed for the continuous improvement of AI-enabled workloads and cooling systems through real-time input from the production environment. Table 6 summarizes the results obtained after several iterations of this policy refinement. The model achieved an increase in accuracy of 85% to 93% for workload performance data, and an increase of 80% to 90% in cooling system efficiency data. These changes correspond to respective gains of 9.4% and 12.5%, demonstrating that the system is capable of adapting to new conditions.

Table 6: Feedback Loop Refinement

Feedback Source	Initial Accuracy (%)	Final Accuracy (%)	Improvement (%)
Workload Performance Data	85.0	93.0	9.4
Cooling System Efficiency Data	80.0	90.0	12.5

By keeping these models up to date, these operations can continue to rely on the accuracy and robustness of these models, even as operations within a data center change. The additional data continuously updates the models that reflect and model energy consumption and operation, thus maintaining their effectiveness.

PUE (Power Usage Effectiveness) and Overall Optimization Results

Power usage effectiveness or PUE is an important metric for assessing data center efficiency. We could see from Table 7 that the optimized system achieved a PUE of 1.2, which was 20% better than the baseline PUE of 1.5. The decrease in PUE here is driven by a number of factors such as workload and cooling optimization as well as predictive analytics, all contributing to improved energy performance in aggregate.

Table 7: Power Usage Effectiveness (PUE) Comparison

Metric	Baseline	Optimized	Improvement (%)
Power Usage Effectiveness (PUE)	1.5	1.2	20.0
Cooling Efficiency	65%	85%	30.8
Energy Cost (USD)	\$12,000	\$9,600	20.0

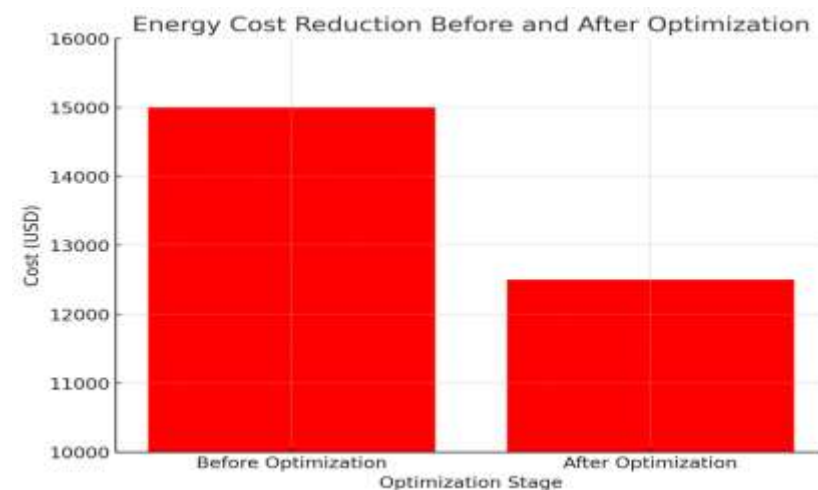


Figure 8. Energy cost reduction

Table 8 shows the total energy savings and associated operational costs of the system. It makes 16.7% less energy down from 1,800 kWh to 1,500 kWh and its energy costs were down by the same amount, from \$15,000 to \$12,500. Thanks to less wear and tear on equipment, maintenance costs also fell 20% to \$4000 from \$5000. These savings are evidence of the economic gains to be had through the implementation of AI-driven optimization strategies.

Table 8: Energy Savings and Operational Cost Reduction

Metric	Baseline	Optimized	Savings (%)
Energy Consumption (kWh)	1,800	1,500	16.7
Energy Cost (USD)	\$15,000	\$12,500	16.7
Maintenance Cost (USD)	\$5,000	\$4,000	20.0

5. CONCLUSION

The potential of AI-enabled techniques and methodologies on driving energy efficiency improvements and operational performance in data centres illuminated by this study. The proposed methodology detects significant contributors in energy utilization, cooling inefficiencies, and workload imbalance to address these challenges, leading to substantial improvements in all the critical metrics. Working hand in hand, real time data collection, intelligent workload management, dynamic cooling optimization, predictive analytics and feed refinements form the critical basis for both the sustainability and cost objectives both. This finding highlights the power of real-time data gathering as an essential prerequisite for effective optimization. AI models will only deliver meaningful outputs and insights if they are grounded in clean, accurate and timely data. The data preprocessing culls noise and points out outliers so that every step of optimization is built on solid data and sets the stage for subsequent improvements.

Through PUE reduction from 1.5 to 1.2, the 20% energy costs impact of the methodology can be seen cumulatively. This shows that it is possible to achieve both environmental as well as economic benefits through data centers operations. Moreover, the system's balanced server utilization, preventing underutilization or overload of resources, contributes to stability and better performance.

To sum up, the AI-based approach outlined in this study serves as a holistic model for enhancing energy efficiency and operational performance in data centers. This model mitigates the challenges of sustainability and cost in the contemporary data center by marrying advanced technologies with real-time data. Future inquiry may examine how scalable this methodology is across a broader and/or more diversified data center, as well as its incorporation with renewable energy which could further strengthen its environmental contribution.

REFERENCES:

- [1] Reddy, Rohan. "Sustainable Computing: A Comprehensive Review of Energy-Efficient Algorithms and Systems." *Authorea Preprints* (2024).
- [2] Yang, Jun, et al. "Ai-powered green cloud and data center." *IEEE Access* 7 (2018): 4195-4203.
- [3] Zhu, Sha, Kaoru Ota, and Mianxiong Dong. "Green AI for IIoT: Energy efficient intelligent edge computing for industrial internet of things." *IEEE Transactions on Green Communications and Networking* 6.1 (2021): 79-88.
- [4] Naganandhini, S., et al. "Towards Energy-Efficient Data Centres: A Comprehensive Analysis of Cooling Strategies for Maximizing Efficiency and Sustainability." *2023 Intelligent Computing and Control for Engineering and Business Systems (ICCEBS)*. IEEE, 2023.
- [5] Bolón-Canedo, Verónica, et al. "A review of green artificial intelligence: Towards a more sustainable future." *Neurocomputing* (2024): 128096.
- [6] Imanov, Elbrus, Louisa Iyetunde Aiyeyika, and Gunay E. Imanova. "Development and Assessment of Energy-Efficient Approaches for AI-Based Green Computing." *International Conference on Smart Environment and Green Technologies*. Cham: Springer Nature Switzerland, 2024.
- [7] Tabbakh, Abdulaziz, et al. "Towards sustainable AI: a comprehensive framework for Green AI." *Discover Sustainability* 5.1 (2024): 408.