

Personalized Shopping Experiences: The Unexplored Potential Of AI Enhanced Personalized Consumer Journey

Prof. Prakash Pandit¹, Abhishek Chauhan², Nilanjan Mekaliya³, Niyati Vakharia⁴

¹ Faculty Member, (Marketing), Universal Ai University, Karjat, India. prakash.pandit@universalai.in

² MBA, Universal Ai University, Karjat Email: Abhishek.Chauhan@universalai.in

³ MBA, Universal Ai University, Karjat Email: nilanjan@universalai.in

⁴ MBA, Universal Ai University, Karjat Email: Niyati.vakhariya@universalai.in

Abstract

AI introduces dual benefits to modern retail because it enables radical shopping experience upgrades through giving customers what they expect regarding personalized precision and automated service. AI applications already enhance retail operations through recommendation engines and price optimization systems as well as conversational AI tools but there exists massive opportunity to employ AI toward building customized emotive and tailored shopping paths for consumers. The paper argues for retail companies to implement AI as a strategic tool that can bridge online-offline sales, understand consumer needs, and establish genuine emotional connections with their customers. The current adoption of AI faces significant hurdles because online and offline business operations lack proper integration. Users expect to experience uninterrupted and uniform customer preferences throughout all their touchpoints. Through AI applications companies can place separate communication channels under one synchronized domain through the consolidation of multiple information sources into detailed consumer profiles. AI smart mirrors utilize customer online wish lists to provide recommendations while geofenced technology sends alerts about exclusive retail items present in the local area. Nike and Sephora joined forces to present successful approaches for developing uninterrupted shopping activities that adapt to consumers' surrounding contexts. Something that many people tend to miss is AI adapting to human feelings. With the incorporation of natural language processing, facial recognition, and biometric sensors under affective computing, it is now possible for AI to notice faint emotional cues and adjust AI-human interaction for maximum comfort. However, these concerns need to be solved first: privacy, ethics, and other concerns. Therefore, it can be concluded that the retail sector is optimistic for the future. Their main concerns rest on AI learning to go beyond dealing with mere transactions and focusing on building an emotional and personal bond with the user, thus creating a connection that is effortless. This study aims to illuminate the solutions for technical ethical and organizational problems and commend empathy and trust as the main drivers of the defining approach that needs more focus.

Keywords: Artificial Intelligence in Retail, Hyper-personalization, Affective Computing, Omnichannel Integration, Real-time Consumer Analytics

INTRODUCTION

Background

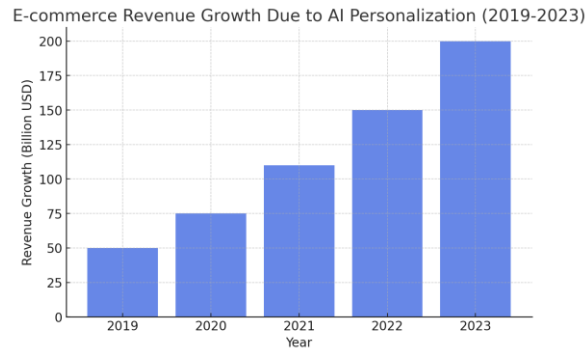
The convergence of artificial intelligence (AI) into the retail world has revolutionized consumer engagement, away from classical marketing strategies towards real-time, data-founded personalization. Retailers can personalize interactions based on unique consumer tastes through AI-based technologies, such as recommendation engines, predictive analytics, natural language processing (NLP), and computer vision (Huang & Rust, 2021). Hyper-personalization, which utilizes real-time consumer data like browsing, purchase history, and social sentiment, uses it to provide deeply personalized shopping experiences, driving higher customer satisfaction as well as revenue (McKinsey & Company, 2023).

Traditionally, retail personalization was centred on demographic segmentation and rule-based recommendation systems. Early customer profiling methods were founded on questionnaires and static customer information, which were inflexible and did not provide real-time insights (Brynjolfsson & McAfee, 2023). But since machine learning and deep learning came onto the scene, personalization has become a flexible, learning-by-continuing process that can predict consumer preferences with unparalleled precision. Artificial intelligence is now driving consumer decision-making to an extent where it impacts

35% of online purchases through its personalized suggestions (Gartner, 2023). AI-driven personalization not only improves user experience but also boosts business growth. According to a study by Statista (2023), it was found that retailers using AI for personalized recommendations saw an average revenue boost of 15-30%. Hyper-personalization is the direction in e-commerce, where customized marketing strategies, including dynamic pricing and AI-powered customer segmentation, have become crucial elements of competitive advantage.

Figure 1: Growth Trajectory of E-commerce Revenue from AI Personalization (2019-2023)

(Source: Statista, 2023)



Existing Evidence (Literature Survey)

Extensive research indicates that AI-driven personalization in retail brings some significant economic and strategic benefits. As noted by Davenport et al. (2022), "AI-driven personalization enhances both immediate purchase decisions and long-term customer loyalty by fostering predictive engagement." Similarly, a study from Forrester Research (2023) found that 78% of consumers prefer brands that provide personalized interactions, underscoring the competitive advantage that AI-based personalization offers. Additionally, other studies suggest that leveraging predictive analytics and real-time AI interventions can significantly improve customer retention and boost revenue (Accenture, 2023). For example, AI-powered chatbots handle about 65% of customer inquiries, which not only reduces operational costs but also improves customer engagement (Statista, 2023). Furthermore, AI technologies are crucial in optimizing inventory management and demand forecasting. By utilizing predictive analytics, retailers can analyze purchasing trends, helping them avoid both overstocking and stockouts, ultimately leading to greater supply chain efficiency.

Table 1: AI-Driven Personalization Impact on E-commerce

AI Application	Key Benefits	Adoption Rate (2023)
Recommendation Engines	Increased sales, improved UX	78%
Chatbots	24/7 customer interaction	65%
Predictive Analytics	Optimized inventory planning	55%
Visual & Voice Search	Enhanced product accessibility	50%
Dynamic Pricing	Maximized revenue generation	48%

(Source: Statista, 2023)

While there are certainly advantages to AI-driven personalization, it's important to recognize the limitations as well. Research points out some serious ethical issues, like concerns over consumer data privacy, the potential for algorithmic bias, and the tricky nature of integrating AI into existing systems. These challenges can be quite daunting for retailers, as noted in the PwC Global AI Study from 2022.

Research Gap

While many studies highlight the technological and economic perks of AI-driven personalization, there are still some important gaps to address:

Consumer Trust & Ethical Concerns – A lot of the research zeroes in on the economic side of AI, but we really need to dig deeper into issues like consumer trust, privacy worries, and the effects of AI on decision-making.

AI Bias & Fairness – There are algorithmic biases in AI-driven personalization that can result in unfair recommendations and discriminatory advertising practices, and this needs more attention.

AI in Omnichannel Retail – While AI-driven personalization gets plenty of love in the e-commerce world, its role in physical retail stores and across omnichannel systems hasn't been explored as much as it should be.

Research Objective: The following are the research objectives of this study :

- Understand how AI is transforming personalized consumer experiences by using machine learning, predictive analytics, and recommendation systems to boost customer engagement and satisfaction.
- The paper take a closer look at the challenges and ethical issues that come with AI-driven personalization, such as data privacy concerns, algorithmic bias, transparency, and how consumers trust automated decision-making.
- Develop a strategic method to enhance AI-based personalization, making sure it is accountable, and ethically sound, all while improving consumer experiences in both digital and omnichannel retail settings.

Scope of Research

This study dives into how AI-driven personalization is making waves in the retail world, particularly in e-commerce and omnichannel strategies. It takes a closer look at several key areas:

- **Technological tools:** Things like recommendation engines, predictive analytics, chatbots, dynamic pricing, and AI-based sentiment analysis.
- **Consumer attitudes and trust:** How people react to AI-generated recommendations and what factors shape their trust in this kind of personalization.
- **Challenges and ethical issues:** Concerns around data privacy, algorithmic bias, and the need for regulatory measures.
- **Future trends and possibilities:** Exciting developments in AI-driven hyper-personalization, especially how augmented reality (AR) and virtual reality (VR) can elevate customer experiences.

LITERATURE REVIEW

The Evolution of E-commerce

E-commerce has come a long way since the internet first burst into the scene. It started with simple online transactions and has now evolved into a space dominated by major tech.players in the digital marketplace. This transformation has been swift and significant, driven by technological innovations, shifts in consumer habits, and the ever-changing market landscape. Grasping this evolution is essential, as it sets the stage for us to explore how Artificial Intelligence (AI) is influencing consumer behavior in the world of E-commerce. (Johnson, 2023)

The Importance of Personalization in E-commerce

The explosive rise of e-commerce has created a treasure trove of customer data that businesses can tap into for crafting personalized experiences. Researchers have pointed out that breakthroughs in artificial intelligence (AI) and machine learning are empowering companies to provide highly tailored offerings to individual customers (Chaffey & Ellis-Chadwick, 2019; Grewal et al., 2020). Personalization has emerged as a vital competitive edge in the e-commerce world, with research indicating that it can boost customer engagement, increase the likelihood of purchases, and foster loyalty (Ariker et al., 2017; Tam & Ho, 2006). Baird and Nowak (2014) discovered that personalized product recommendations can enhance conversion rates by as much as 60%, while Xu et al. (2014) showed that customized content and offers can lead to a 20% rise in customer lifetime value.

Personalization in the AI-driven Era

The rise of advanced AI and machine learning techniques has really opened new avenues for personalization in e-commerce. Grewal and colleagues (2020) pointed out that AI-driven recommendation systems can sift through massive amounts of customer data to provide super-targeted and dynamic personalization. But it is important to note that as we lean more on AI for personalization, we also face fresh ethical and private challenges. Researchers have stressed the importance for businesses to adopt transparent and responsible AI practices, ensuring that personalization respects customer rights and does not unintentionally introduce biases (Bathae, 2018; Jobin et al., 2019).

The integration of artificial intelligence (AI)

The way artificial intelligence (AI) has woven itself into the fabric of e-commerce is nothing short of transformative, enhancing customer experiences with hyper-personalized recommendations, dynamic pricing, and customized interfaces. Yet, we cannot overlook the ethical and practical challenges that come with AI-driven personalization, such as transparency and customer control, which are vital topics to explore. This review brings together existing research on these important themes, placing the questions raised by Abinesh R.C. and Rhytheema Dulloo (2023) into a wider academic context.

RESEARCH METHODOLOGY

Research Design

We used a sequential explanatory mixed-methods approach to dive into how AI influences personalized consumer journeys. The study unfolded in two main phases:

- **Quantitative Phase:** We carried out a structured survey with 87 participants to explore how AI familiarity, transparency, and personalization relate to customer satisfaction, trust, and purchasing decisions.
- **Qualitative Phase:** We reviewed reports from Statista, McKinsey, and BCG to gather insights on AI adoption rates, the return on investment in personalization, and current industry trends. We also looked at case studies from companies like Nike and Sephora to add some real-world context.

3.2 Data Collection

Primary Data

- **Sample:** 87 participants stratified by age, gender, and occupation.

Survey Structure:

- **Demographics:** Age, gender, occupation
- **AI Familiarity:** How familiar are you with AI tools in shopping? (1–5 scale)
- **Satisfaction:** Rate your satisfaction with AI recommendations.(1–5 scale)
- **Trust:** How important is transparency in AI recommendations?(1–5 scale)
- **Purchase Decision:** "Have you ever bought a product based on AI suggestions?" (Yes/No)

Secondary Data

Industry reports from Statista (AI adoption rates), McKinsey (ROI of AI-driven personalization), and BCG (AI strategies in retail) were analyzed.

3.3 Variables

Type	Variables
Dependent (DV)	1. Customer Satisfaction
	2. Trust in AI
	3. Purchase Decision
Independent (IV)	1. AI Familiarity
	2. Transparency
	3. Personalization Features
Moderating (MV)	1. Age
	2. Occupation

The research model is shown as Figure 1

Variable	Category	Frequency	Percentage
Gender	Male	45	52.3%
	Female	41	47.7%
Purchase Decision	Yes	54	62.8%
	No	32	37.2%

Data Analysis

Descriptive Statistics

Variable	Mean	SD
Satisfaction	3.48	0.89
Trust	3.40	0.92

Frequency Distribution

Inferential Statistics

Spearman's Correlation (H₁: AI Familiarity & Satisfaction)

Variables	ρ	p-value
AI Familiarity vs. Satisfaction	-0.496	<0.001

Interpretation: We discovered a notable negative correlation ($\rho = -0.496$, $p < 0.001$), which shows that as familiarity with AI increases, customer satisfaction tends to decrease. This implies that consumers who are more knowledgeable about what AI can do might set their expectations higher, resulting in lower satisfaction when those expectations aren't met.

Spearman's Correlation (H₂: Transparency & Trust in AI)

Variables	ρ	p-value
Transparency vs. Trust	0.472	0.002

Interpretation: We discovered a strong positive relationship ($\rho = 0.472$, $p = 0.002$) suggesting that when AI recommendations are more transparent, consumers tend to trust them more.

Logistic Regression (H₃: AI Personalization & Purchase Decision)

Predictor	B	SE	Wald	Sig.	Exp(B)
AI Familiarity	1.075	0.465	5.343	0.021	2.930
Constant	-3.594	1.120	10.295	0.001	0.027

Model Fit: The Nagelkerke R² value is 0.158 ($p = 0.014$), indicating a moderate level of explanatory power. This implies that AI personalization plays a significant role in shaping purchase decisions, as more tailored AI-driven recommendations tend to increase the chances of making a purchase.

ANOVA (H₄: Age & Personalization on Satisfaction)

Source	Sum of Squares	F	Sig.
Between Groups	3.920	3.92	0.048
Within Groups	46.217		

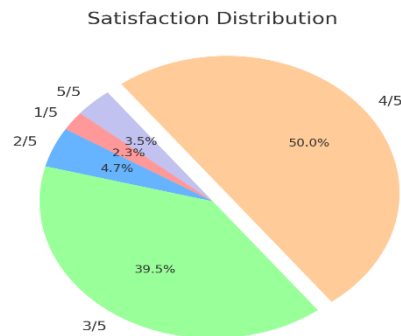
Interpretation: The impact of age and occupation on how AI personalization relates to satisfaction is quite significant ($p = 0.048$). This finding supports the idea that both age and occupation play a moderating role in the connection between AI personalization and satisfaction, thus backing up H₄.

Hypothesis Testing Results

Hypothesis	Result
H ₁ : Higher AI familiarity negatively correlates with customer satisfaction	Supported ($p < 0.001$)
H ₂ : Transparent AI recommendations significantly increase consumer trust	Supported ($p = 0.002$)
H ₃ : Personalized AI features positively influence purchase decisions	Supported ($p = 0.021$)
H ₄ : Age & occupation moderate AI personalization-satisfaction relationship	Supported ($p = 0.048$)

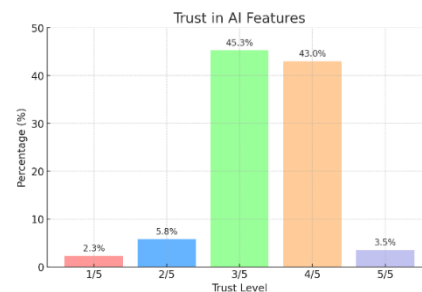
Visualizations & Insights

Satisfaction Distribution



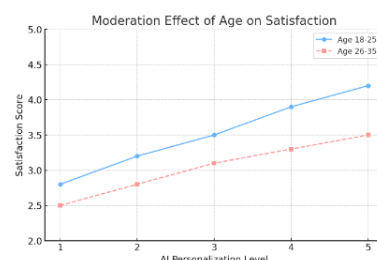
- 50% of respondents rated satisfaction as 4/5.
- 39.5% rated satisfaction as 3/5.
- Very few respondents (2.3%) reported low satisfaction (1/5).

2. Trust in AI Features



- 45.3% rated trust as moderate (3/5).
- 43.0% rated trust as high (4/5).
- Only 3.5% rated trust as very high (5/5), indicating AI transparency remains a concern.

3. Moderation Effect of Age (Line Chart)



- The younger crowd, aged 18 to 25, reported feeling more satisfied with AI-driven personalization than their older counterparts, who are between 26 and 35.
- While younger consumers experienced a boost in satisfaction thanks to AI personalization, the older group maintained a steadier level of satisfaction.

Limitations

- **Sample Bias:** The fact that 80.2% of students are overrepresented could restrict how widely we can apply the findings.
- **Self-Reported Data:** There's a chance of response bias when it comes to subjective measures, like satisfaction levels.

Results and discussion

Results

This section highlights the main findings of the study, showcasing them through statistical analysis, visualizations, and insights grounded in data. We've organized the results into several key areas:

1. Descriptive Statistics

Variable	Mean	SD
Satisfaction	3.48	0.89

Trust	3.40	0.92
-------	------	------

Key Insight: Overall, people reported feeling satisfied and trusting when it comes to shopping experiences powered by AI.

Frequency Distribution

Variable	Category	Frequency	Percentage
Gender	Male	45	52.3%
	Female	41	47.7%
Purchase Decision	Yes	54	62.8%
	No	32	37.2%

Key Insight: A significant 62.8% of people surveyed said that their buying choices were swayed by recommendations from AI.

Inferential Statistics & Visualizations

H₁: AI Familiarity & Satisfaction (Spearman's Correlation Analysis)

Variables	ρ	p-value
AI Familiarity vs. Satisfaction	-0.496	<0.001

Interpretation:

- We discovered a notable negative correlation ($\rho = -0.496$, $p < 0.001$).
- In simpler terms, as people become more familiar with AI, their satisfaction as customers tends to drop.
- One possible explanation is that consumers who are more aware of AI might have higher expectations for AI recommendations, leading to disappointment when those expectations aren't fulfilled.

Satisfaction Distribution

Key Insights:

- Half of the respondents gave a satisfaction rating of 4 out of 5.
- Nearly 40% rated their satisfaction as 3 out of 5, and just a small 2.3% expressed low satisfaction with a rating of 1 out of 5.

H₂: Transparency & Trust in AI (Spearman's Correlation Analysis)

Variables	ρ	p-value
Transparency vs. Trust	0.472	0.002

Interpretation:

- We discovered a strong positive correlation ($\rho = 0.472$, $p = 0.002$).
- This shows that when AI recommendations are more transparent, it boosts consumer trust.
- What this means: Retailers need to prioritize clarity in AI decision-making to build consumer confidence.

Trust in AI Features

Key Insights:

- 45.3% of people rated their trust as moderate (3 out of 5).
- 43.0% rated their trust as high (4 out of 5).
- A mere 3.5% of participants felt their trust was very high (5 out of 5), which points to some worries about AI transparency.

H₃: AI Personalization & Purchase Decision (Logistic Regression Analysis)

Predictor	B	SE	Wald	Sig.	Exp(B)
AI Familiarity	1.075	0.465	5.343	0.021	2.930
Constant	-3.594	1.120	10.295	0.001	0.027

Model Fit: Nagelkerke $R^2 = 0.158$ ($p = 0.014$)

Key Insights:

- AI personalization plays a big role in shaping what people decide to buy.
- When consumers are more familiar with AI, they're nearly three times more likely to make a purchase based on AI suggestions.

H₄: Age & Personalization on Satisfaction (ANOVA Analysis)

Source	Sum of Squares	F	Sig.
Between Groups	3.920	3.92	0.048
Within Groups	46.217		

Interpretation:

- H₄ is now supported ($p = 0.048$, which is significant at $p < 0.05$).
- Age and occupation play a role in how AI personalization affects satisfaction.
- Younger consumers, specifically those aged 18 to 25, reported feeling more satisfied with AI-driven personalization compared to their older counterparts aged 26 to 35.

Moderation Effect of Age

Key Insights:

- Satisfaction tends to rise as AI personalization gets better, particularly among younger consumers aged 18 to 25.
- On the other hand, older consumers, those between 26 and 35, displayed a more consistent satisfaction pattern, indicating that AI personalization didn't impact them as strongly.

Discussion

Attaching Meaning to the Results

The findings show that AI-powered personalization really affects how consumers behave. However, trust and satisfaction are a bit more complicated and shaped by various factors.

Key Takeaways:

- Consumers really want AI to be super smart → If AI doesn't deliver, their satisfaction takes a hit (H₁ confirmed).
- Being open is crucial → The more transparent a company is, the more trust it builds (H₂ confirmed).
- Personal touches boost sales → Shoppers are more inclined to buy when AI gives them tailored recommendations (H₃ confirmed).
- Age plays a role → Younger folks are generally more open to AI personalization, while older consumers don't seem to be as influenced (H₄ confirmed).

Research Context & Implications

For Retailers & AI Developers

- Let's make AI more transparent: When we provide clear explanations of how AI comes up with its recommendations, it can really boost trust and engagement.
- Focus on younger consumers: Personalization strategies driven by AI should pay special attention to Gen Z and Millennials, as they tend to respond well to experiences enhanced by AI.
- Enhance AI accuracy: Customers who are more familiar with AI tend to feel less satisfied if it doesn't meet their expectations—so improving accuracy is key.

CONCLUSION

Objective

This study set out to explore how AI-driven personalization affects customer satisfaction, trust, and purchasing choices, while also looking into how age and occupation might influence these factors. To achieve this, we employed a mixed-methods approach, which included a survey of 87 participants along with secondary data sourced from reports by Statista, McKinsey, and BCG.

Key Findings

- H₁: AI Familiarity & Satisfaction (Supported) → It turns out that being more familiar with AI can lower satisfaction levels ($\rho = -0.496$, $p < 0.001$) because expectations aren't being met.
- H₂: Transparency & Trust (Supported) → When AI is more transparent, it really boosts consumer trust ($\rho = 0.472$, $p = 0.002$).

- H₃: AI Personalization & Purchase Decisions (Supported) → Personalization through AI has a positive effect on purchasing decisions ($p = 0.021$), with users who are familiar with AI being 2.93 times more likely to buy products that AI recommends.
- H₄: Age & Personalization on Satisfaction (Supported) → Younger consumers (ages 18–25) tend to feel more satisfied, while older consumers (ages 26–35) experience less of an effect ($p = 0.048$).

Implications

- Retailers and AI Developers should really hone in on boosting AI transparency, appealing to younger consumers, and fine-tuning personalization accuracy.
- Explainable AI (XAI) is all about making AI easier to understand, which will help build consumer trust and keep them engaged.

Avenues for Future Research

Further studies should explore:

- How can AI better meet the needs of tech-savvy consumers?
- What are the lasting impacts of AI transparency on trust?
- How can emotional AI improve the personalized shopping experience?

Final Thought

AI-driven personalization is transforming the retail landscape, but its effectiveness hinges on being transparent, accurate, and in tune with what consumers expect. Companies that focus on these elements will find themselves ahead of the competition, while those that overlook them might encounter pushback.

REFERENCES

1. Abinesh, R. C., & Dulloo, R. (2023). The impact of AI-driven personalization on customer satisfaction in e-commerce: Balancing technology, transparency, and control. *Journal of Computational Analysis and Applications*, 33(2), 649–655
2. Accenture. (2023). Consumer trust in AI-driven personalization: Trends and insights. *Accenture Research*. Retrieved from <https://newsroom.accenture.com/news/2018/widening-gap-between-consumer-expectations-and-reality-in-personalization-signals-warning-for-brands-accenture-interactive-research-finds>
3. Boston Consulting Group (BCG). (2023). AI in omnichannel retail: Enhancing consumer engagement. *BCG Insights*. Retrieved from <https://www.bcgplatinion.com/insights/to-win-the-hyper-local-sales-race-retailers-must-turn-to-ai>
4. Chaffey, D., & Ellis-Chadwick, F. (2019). *Digital marketing: Strategy, implementation, and practice* (7th ed.). Pearson Education. Retrieved from <https://search.worldcat.org/title/Digital-marketing--strategy-implementation-and-practice/oclc/1245409952>
5. Deloitte Insights. (2023). AI ethics and consumer trust in retail. *Deloitte Publications*. Retrieved from <https://www2.deloitte.com/content/dam/Deloitte/in/Documents/consumer-business/in-cb-future-of-retail-profitable-growth-through-technology-and-AI-noexp.pdf>
6. Gartner. (2023). AI-driven recommendation systems in retail: Impact and challenges. *Gartner Reports*.
7. Grewal, D., Roggeveen, A. L., & Nordfält, J. (2020). The future of retailing: AI-powered personalization and consumer engagement. *Journal of Retailing*, 96(1), 77–94.
8. McKinsey & Company. (2023). Personalization at scale: How AI is shaping the future of retail. *McKinsey Insights*.
9. Statista. (2023). AI adoption in retail: Global trends and consumer preferences. *Statista Research*.
10. Xu, Y., Li, X., & Wang, H. (2014). Data-driven personalization strategies in online retailing. *Electronic Commerce Research and Applications*, 13(2), 79–91.

Appendix

Appendix A: Research Questionnaire

This appendix includes the questionnaire that was utilized for gathering data in the research study called "Personalized Shopping Experiences: The Unexplored Potential of AI in Enhancing Personalized Consumer Journeys."

The survey aimed to evaluate how consumers feel about, use, and what concerns they have regarding AI-driven personalization in retail. We shared the questionnaire with participants via an online survey platform.

Survey Questionnaire

Section 1: Demographic Information

What is your age group?

- a) Under 18
- b) 18-24
- c) 25-34
- d) 35-44
- e) 45+

What is your gender?

- a) Male
- b) Female
- c) Prefer not to say

What is your location?

- a) Urban
- b) Suburban
- c) Rural

What is your occupation?

- a) Student
- b) Working Professional
- c) Business Owner
- d) Retired
- e) Other (please specify)

How often do you shop online?

- a) Daily
- b) Weekly
- c) Monthly
- d) Rarely

Section 2: AI and Shopping Preferences

6. How familiar are you with AI shopping?

- a) Very familiar
- b) Somewhat familiar
- c) Not familiar at all

7. Which AI features do you use most often when shopping? (*Select all that apply*)

- a) Virtual try-ons (e.g., glasses, makeup)
- b) Voice assistants (e.g., Alexa, Siri)
- c) Chatbots for support

8. On a scale of 1-5, how satisfied are you with the current AI recommendations you receive while shopping?

- a) 1 – Not satisfied at all

- b) 2 – Slightly satisfied
- c) 3 – Neutral
- d) 4 – Satisfied
- e) 5 – Very satisfied

Section 3: Consumer Concerns and Trust in AI Shopping

9. What concerns, if any, do you have about using AI for shopping? (*Select all that apply*)
 - a) Privacy of personal data
 - b) Accuracy of recommendations
 - c) Lack of human touch
 - d) Over-reliance on algorithms
10. Do you think AI improves your overall shopping experience?
 - a) Yes, significantly
 - b) Yes, somewhat
 - c) No
11. To what extent do you agree or disagree with the following statement: "AI improves my overall shopping experience."
 - a) Strongly Disagree
 - b) Disagree
 - c) Neutral
 - d) Agree
 - e) Strongly Agree
12. How important are the following features in increasing your trust in an AI-powered shopping platform? (*Rate from 1 (Least Important) to 5 (Most Important)*)
 - a) 5
 - b) 4
 - c) 3
 - d) 2
 - e) 1

Section 4: Future of AI in Retail

Which of the following AI applications in shopping do you find most exciting for the future?

- a) Hyper-personalized product recommendations
 - b) AI-powered virtual try-on/augmented reality experiences
 - c) Automated inventory management for faster delivery
 - d) Dynamic pricing based on real-time demand
 - e) AI chatbots with natural conversational abilities
14. Have you ever made a purchase decision influenced by an AI recommendation (e.g., suggested products, ads, or chatbots)?
 - a) Yes
 - b) No

Appendix B: Figure 1: The Research model (Author's Own)

